



Colonial™ 105 & 110

M O D E L S

W O O D

The warm look of traditional
wood panel doors



Colonial Model 105, Plain Long Panel windows

door construction

First impressions last, and a Colonial wood panel door gives your home a quality appearance that endures year after year. Designed for easy operation and strongly built, Colonial doors make beauty and convenience surprisingly affordable.

Colonial doors provide the authentic styling and rich appearance that have made quality wood doors so popular for years. Our construction methods provide strength and durability.

Crafted in first class tradition

- Shiplap style connections between sections provide a weathertight fit, and smooth operation. Tracks and hardware are rust-resistant, hot-dipped galvanized steel.
- Individual door sections a full 1-3/8" thick.
- Center panels are durable, 1/4" exterior-grade hardboard.
- Panel frames (rails and stiles) are made from high quality, kiln-dried West Coast hemlock, sitka spruce or equal.
- Model 105: Standard duty rails and stiles. Model 110: Heavy duty rails and stiles.
- Mortise and tenon joints are glued and steel-pinned for lasting strength.


specifications

Panel Designs

Single-car door designs.
(optional windows shown)

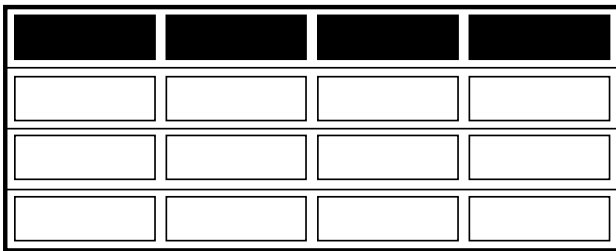


4-2



4-4

Double-car door designs (optional windows shown)



4-4

Available top selection designs



4-8

*Other Stockton windows are available. Consult your dealer for details.



Colonial Model, plain short panel windows

Windows

Molded designs with plastic inserts may not fit all panel sizes. Consult your Wayne Dalton dealer for availability.



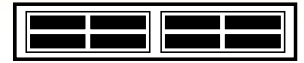
Cathedral



Sunray



Plain Long Panel



Stockton*



Plain Short Panel

Dimensions

(Stile/rail dimensions are face measurements and do not include the molding.) All dimensions are nominal.

	COLONIAL 105		COLONIAL 110	
	One Car	Two Car	One Car	Two Car
Thickness	1-3/8"	1-3/8"	1-3/8"	1-3/8"
Top Rail	2-7/8"	2-7/8"	4-7/8"	4-7/8"
Bottom Rail	2-7/8"	4-7/8"	4-7/8"	4-7/8"
Combined Meeting Rail	2-1/4"	2-1/4"	4-1/2"	4-1/2"
End Stile	2-7/8"	4-7/8"	4-7/8"	4-7/8"
Center Stile	2-1/2"	2-1/2"	2-1/2"	2-12"

Limited Warranty



The manufacturer warrants wood doors will be free from defects in material and workmanship for a period of ONE YEAR from time of delivery. A copy of this limited warranty is available from your Dealer.

* Wayne Dalton uses a calculated door section R-value for our insulated doors.

Dealer Imprint Area



www.wayne-dalton.com

© 2014 Wayne Dalton, a Division of Overhead Door Corporation. Consistent with our policy of continuing product improvement, we reserve the right to change product specifications without notice or obligation. Item 124266